



Hrvatsko asfaltno društvo

Croatian asphalt association

*Situacija s investiranjem u UK –
premao i prekasno*

*Making the case for UK investment –
too little, too late*

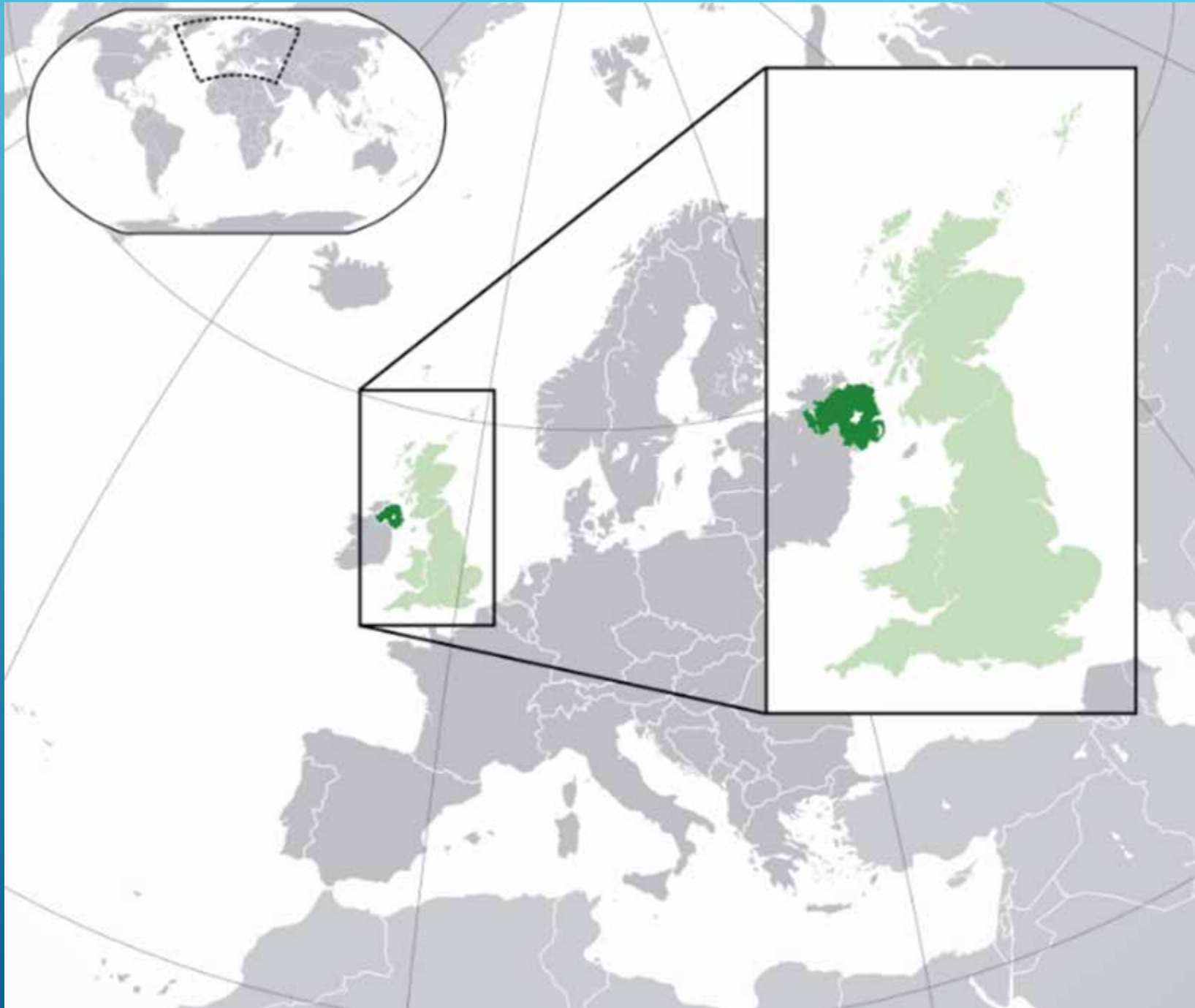
(but don't stop now)

Malcolm Simms – Mineral Products Association (MPA Asphalt) - UK

Međunarodni seminar ASFALJNI KOLNICE 2019
International seminar ASPHALT PAVEMENTS 2019

Opatija, 04.-05. 04. 2019.

INTRODUCTIONS




MALCOLM SIMMS

Asphalt Industry Alliance



- „ ALARM survey now in its 24th year – launched 26 March.
- „ Provides a snapshot of the condition of the local road network and funding.
- „ Information comes from both quantitative and qualitative research and is independently verified.
- „ Provides a platform for the AIA’s messages and adds to organisation’s credibility.
- „ Impactful – ‘don’t just take our word for it’ – reports what local authorities are telling us.
- „ Both industry and media consider it to be a valuable and reliable source of information.



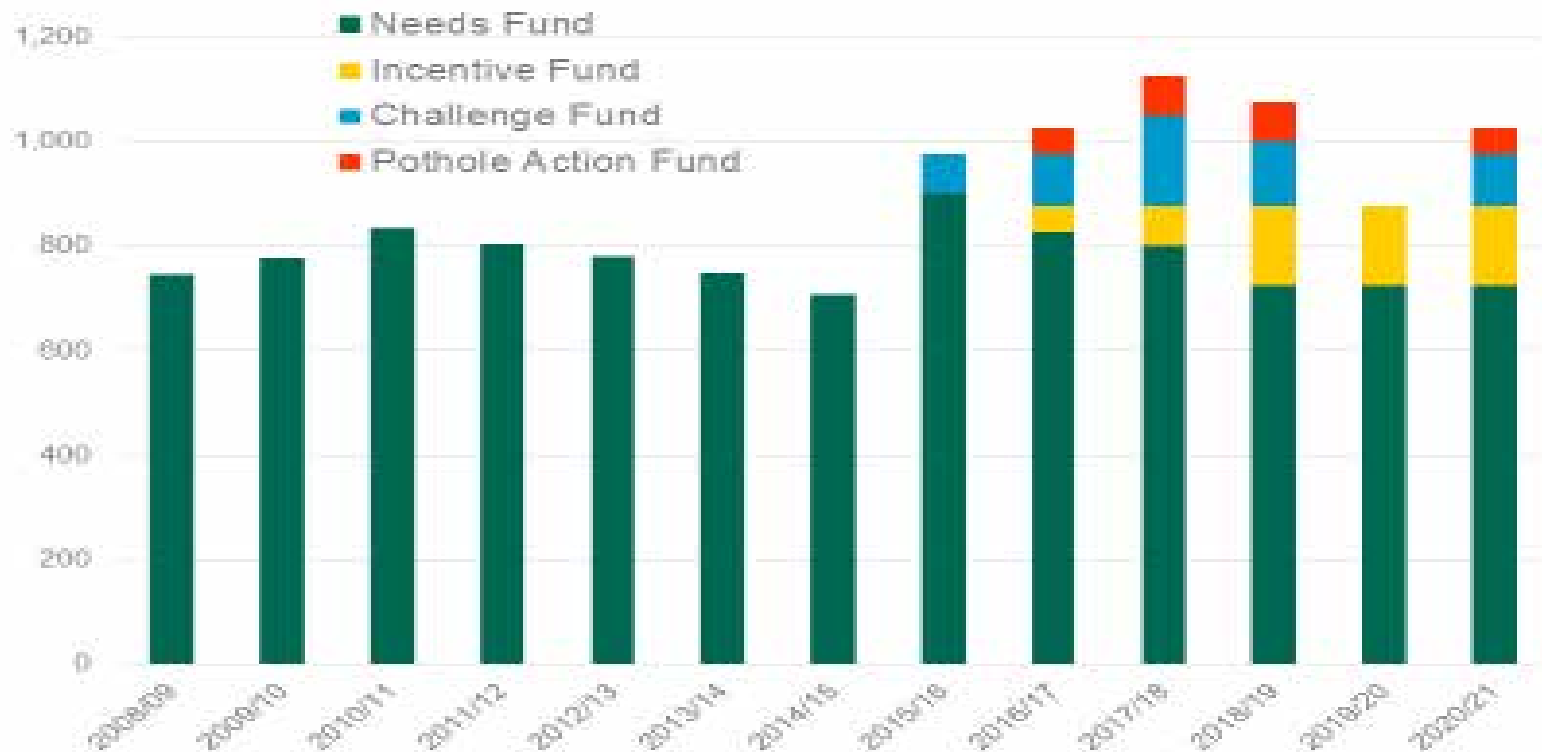
OVERVIEW: ANNUAL LOCAL AUTHORITY ROAD MAINTENANCE SURVEY

ALARM 2019



Department
for Transport

Local Highways Maintenance Funding



Moving Britain Ahead

LOCAL ROAD HIGHWAY MAINTENANCE SOURCES OF FUNDING:
DEPARTMENT FOR TRANSPORT FUNDING

ALARM 2019

DfT funding split

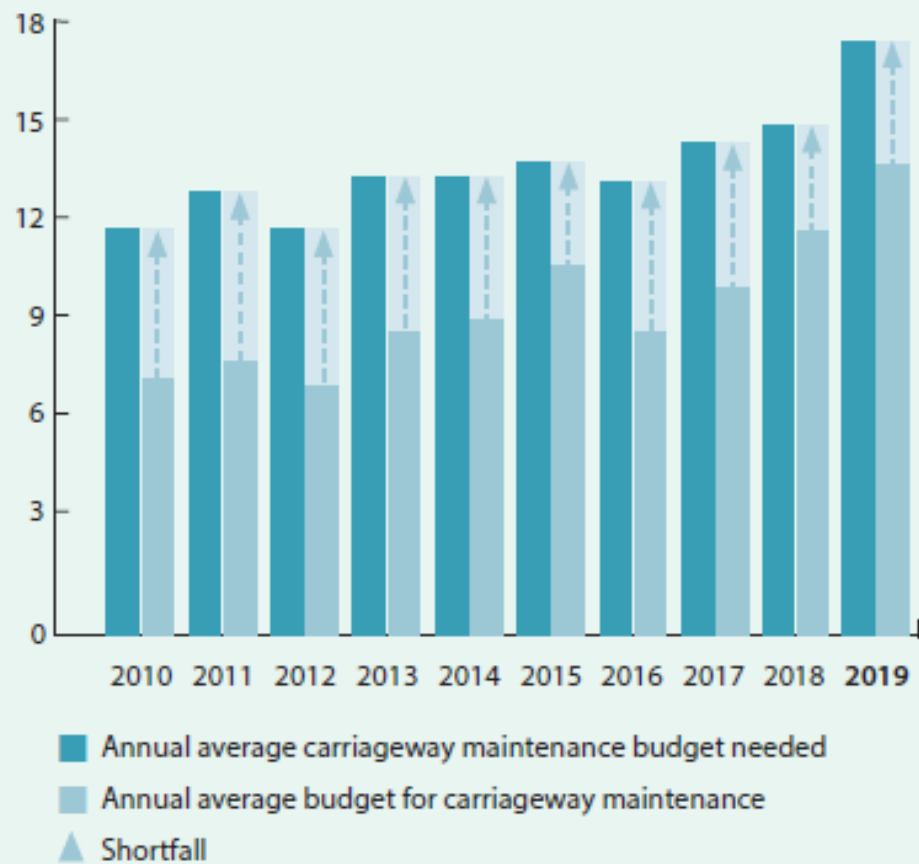
England, excluding London (£)



ALARM 2019: KEY FINDINGS – LONG-TERM UNDERFUNDING OF LOCAL ROAD NETWORK

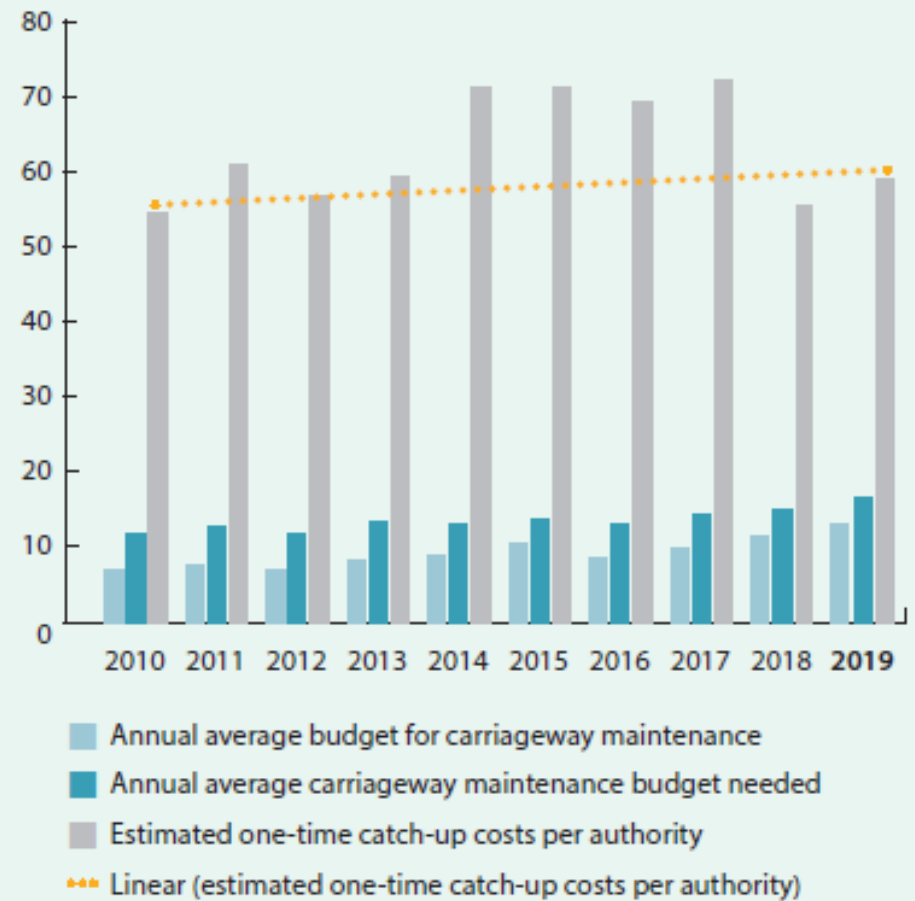
Carriageway maintenance budget needed

Annual average per authority (£m)



One-time catch-up costs

Estimate per authority (£m)

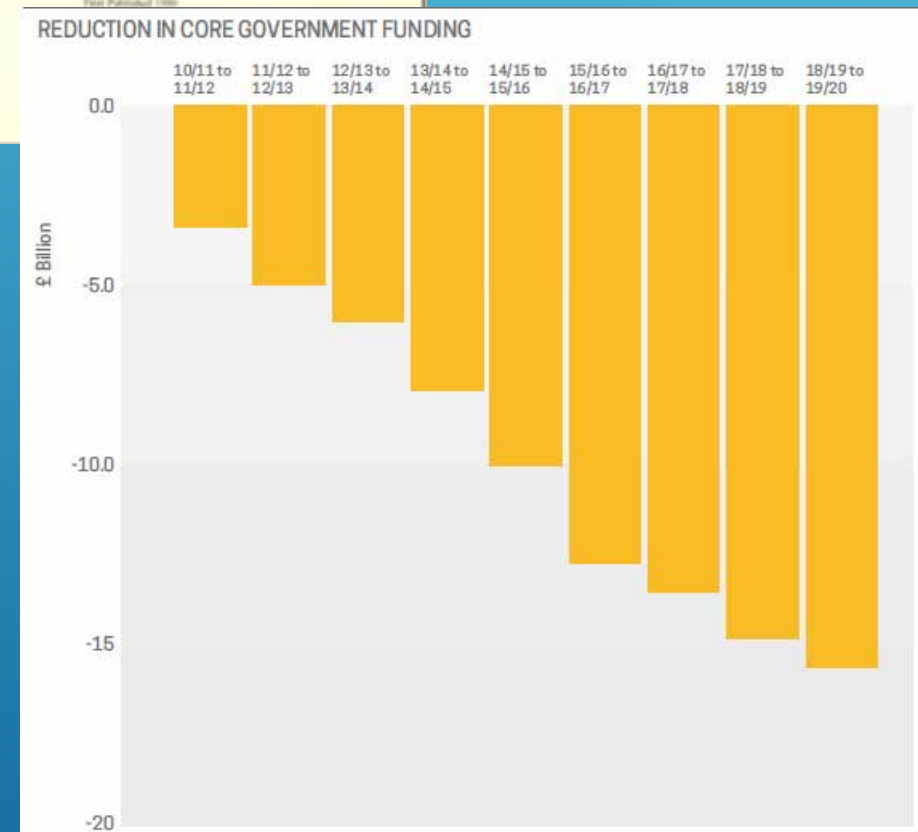
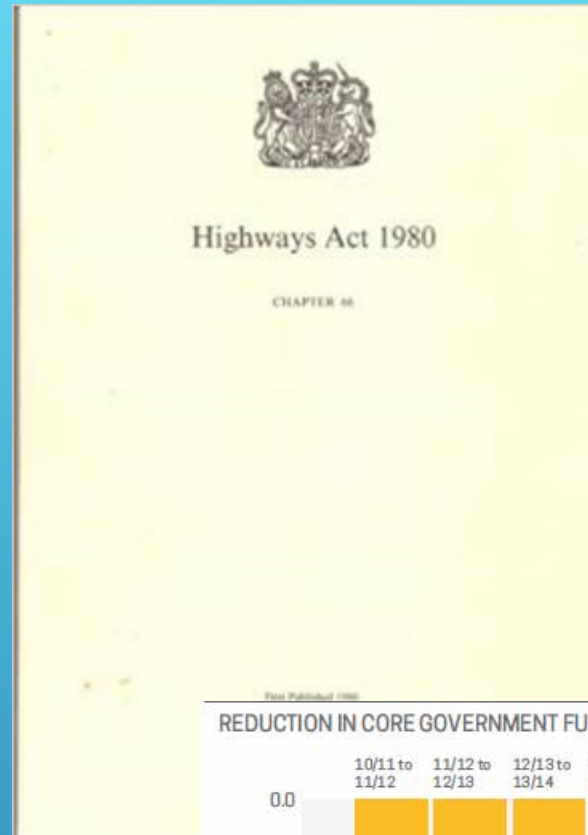


LOCAL AUTHORITIES HAVE A STATUTORY OBLIGATION TO MAINTAIN ROADS:

SECTION 41 HIGHWAYS ACT 1980 :
"THE HIGHWAY AUTHORITY ...ARE UNDER A DUTY TO MAINTAIN THE HIGHWAY..."

LGA: LOCAL SERVICES IN ENGLAND WILL FACE A FUNDING GAP OF ALMOST £8 BILLION BY 2025.

"COUNCILS HAVE SHOULDERED MORE THAN THEIR FAIR SHARE OF AUSTERITY AND HAVE TRIED TO REDUCE ANY IMPACT ON RESIDENTS. BUT THERE IS ONLY SO MUCH THEY CAN DO AND THE FINANCIAL CHALLENGES THEY FACE ARE GROWING."

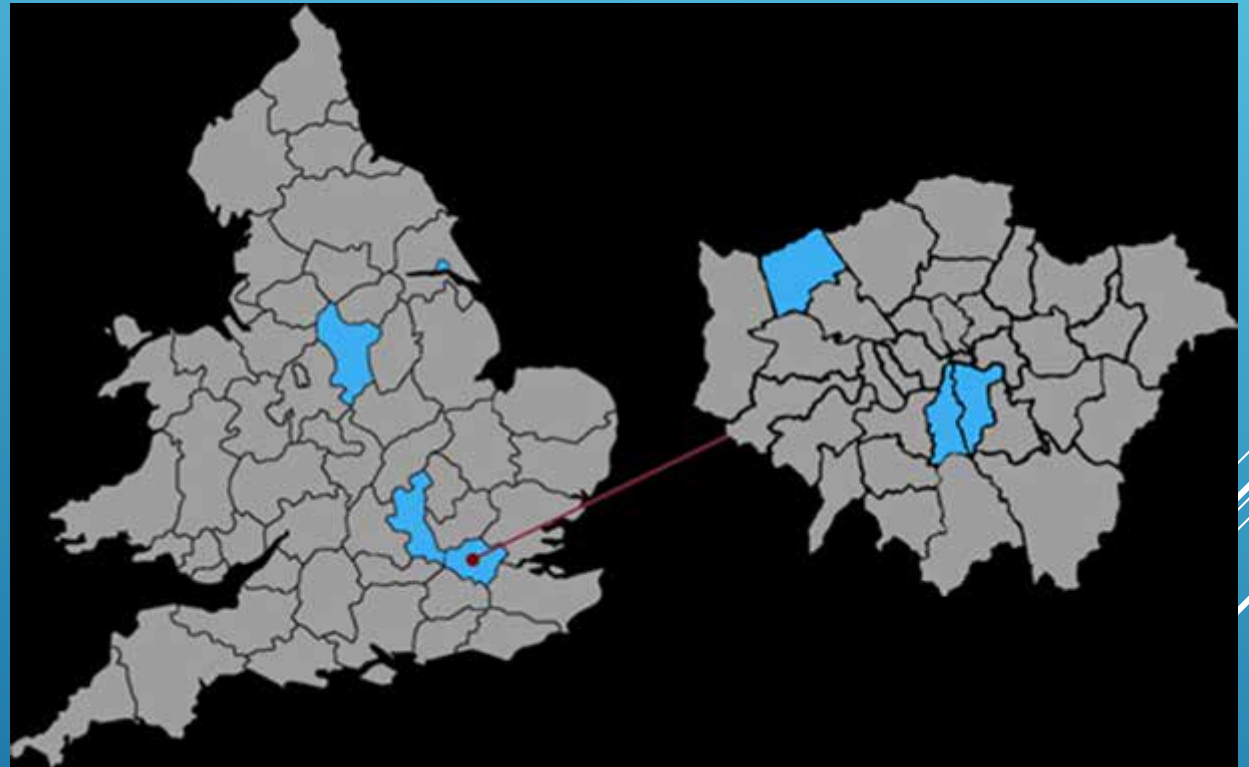


ENGLISH ROADS FUNDING : DISPARITY OF FUNDING

"THE GOVERNMENT PLANS TO SPEND £1.1 MILLION PER MILE TO MAINTAIN ITS STRATEGIC ROAD NETWORK BETWEEN 2015 AND 2020. IN COMPARISON IT WILL PROVIDE COUNCILS WITH JUST £21,000 PER MILE FOR THE LOCAL ROADS THEY MAINTAIN OVER THE SAME PERIOD." LOCAL GOVERNMENT ASSOCIATION



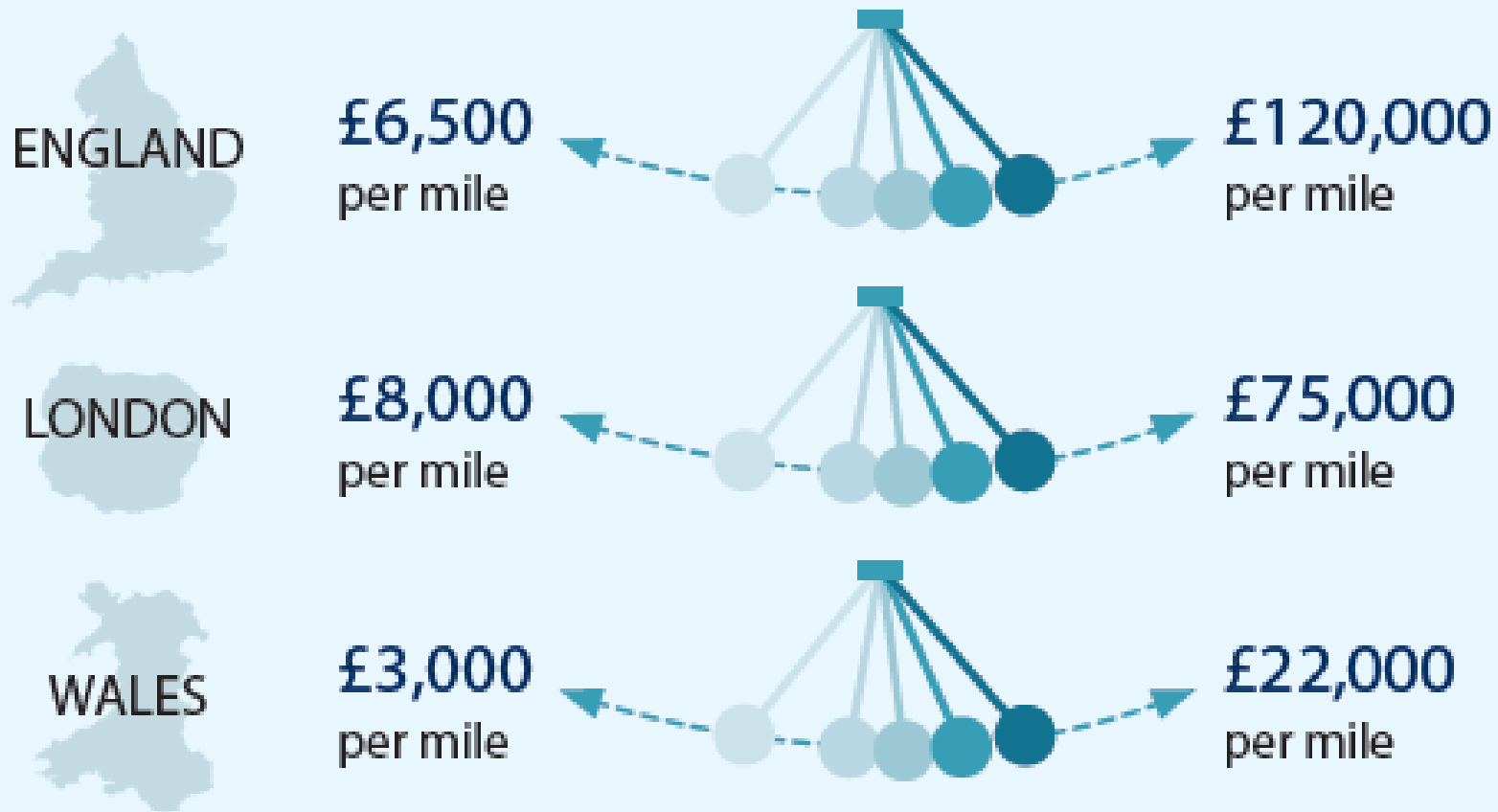
STRATEGIC ROAD NETWORK




LOCAL ROAD NETWORK

Highway maintenance budget range

per mile of local road

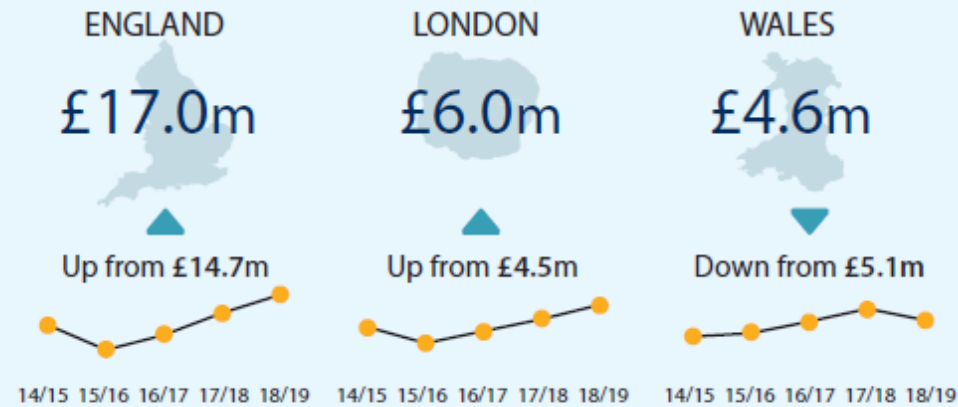




ALARM 2019: KEY FINDINGS



Actual average budget for carriageway maintenance




ALARM 2019 FINDINGS: BUDGETS

- Overall the total highway maintenance budgets reported have increased by around **20%**.
- However:**
- The amount spent on the carriageway itself is down from 56% to 54%.
- And:**
- The headline numbers obscure that there have been winners and losers when it comes to budgets.
- A **quarter** of English councils reported a **cut** in total highway maintenance budget.
- In Wales & London, this was **half** of all authorities

Budget shortfall

Average annual carriageway maintenance budget received and average shortfall, £m (2017/18 in brackets)



ALARM 2019 FINDINGS: BUDGET SHORTFALL

“ Budget shortfall – the difference between the annual budget that highway departments calculate they require to keep the carriageway in reasonable order and the amount they actually receive.

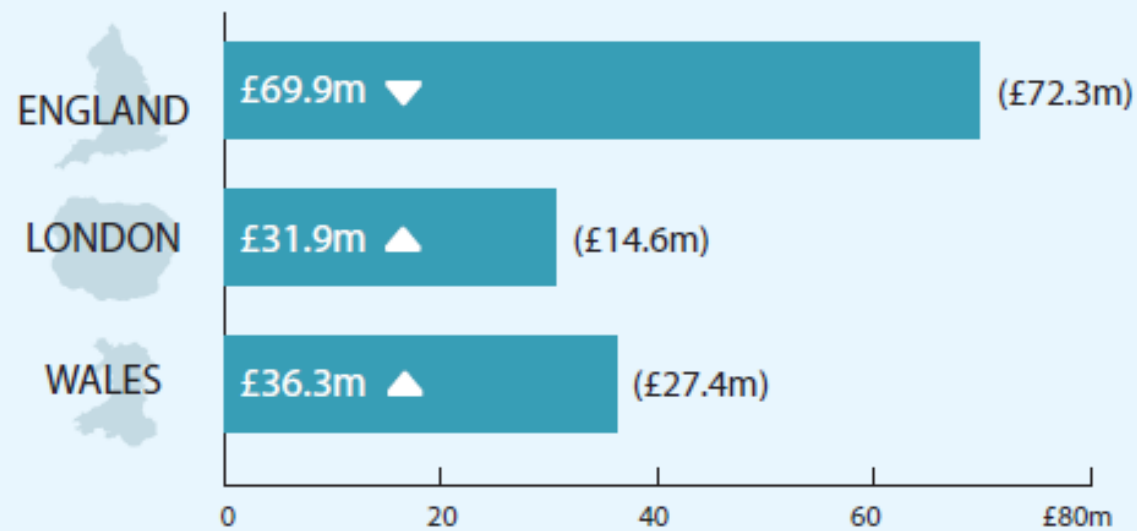
“ The shortfall reported in ALARM 2019 is **£657m** in England – the equivalent of £3.9m per authority – up from £3.3m per authority last year.

“ 40% of local authorities reported *transferring capital funds* for highways improvements into revenue budgets for maintenance work.

ALARM 2019 FINDINGS: ONE TIME CATCH UP COST

Addressing the shortfall

Average one-off investment required to clear carriageway maintenance backlog per authority, £m (2017/18 in brackets)



Maintenance backlog




Average number of years needed to clear maintenance backlog

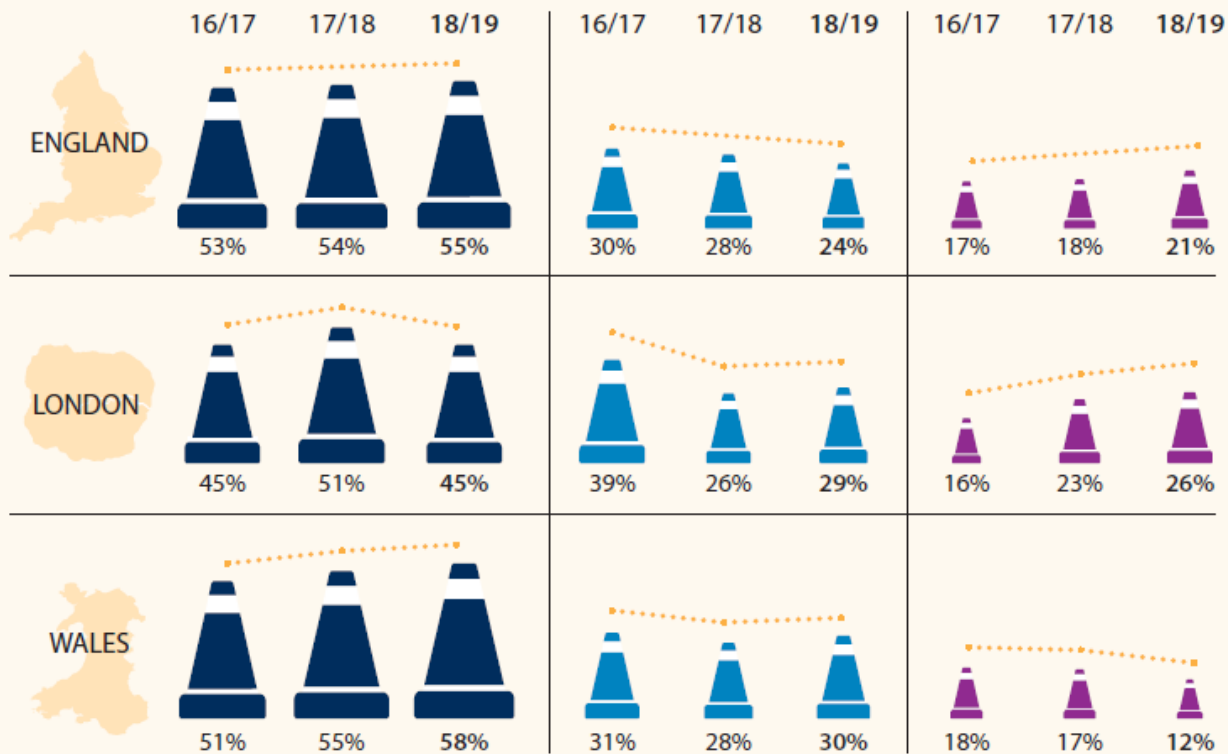
10 years (2017/18: 14)



Structural road condition

Percentage of roads in good, adequate and poor condition

KEY:
 GOOD: 15 years' or more life remaining
 ADEQUATE: 5-15 years' life remaining
 POOR: less than 5 years' life remaining



“ Little change to structural road conditions since last year – despite reported increase in budgets.

“ Exception in London with marked increase in those classed as poor.

“ 20% of roads classed as structurally poor – with **less than 5 year's life** remaining. This is equivalent to 41,575 miles of road.

ALARM 2019 FINDINGS: STRUCTURAL ROAD CONDITIONS

Road Condition Index

by road category (%)

KEY: **GREEN**: carriageway in a good state of repair
AMBER: carriageway where some deterioration is apparent
RED: carriageway in poor overall condition – likely to require maintenance in the next 12 months

		PRINCIPAL		NON-PRINCIPAL		UNCLASSIFIED	
		TARGET	ACTUAL	TARGET	ACTUAL	TARGET	ACTUAL
GREEN	England	≥75	74 ↑	≥73	70 ↑	≥64	55 ↓
	London	≥65	65 ↓	≥63	64 ↓	≥59	54 ↓
	Wales	≥74	71 ↑	≥71	67 ↑	≥58	40 ↓
AMBER	England	≤23	23 ←	≤22	24 ↓	≤24	29 ↑
	London	≤24	25 ↑	≤27	24 ↑	≤27	25 ↑
	Wales	≤22	25 ↓	≤22	27 ↓	≤30	34 ←
RED	England	≤3	3 ↓	≤5	6 ↓	≤14	15 ←
	London	≤10	9 ↑	≤7	11 ↓	≤22	21 ↑
	Wales	≤4	4 ↑	≤7	6 ←	≤13	14 ↑

↑ Up from ALARM survey 2018 ↓ Down from ALARM survey 2018 ← Same as ALARM survey 2018

“ New area of survey from 2018.

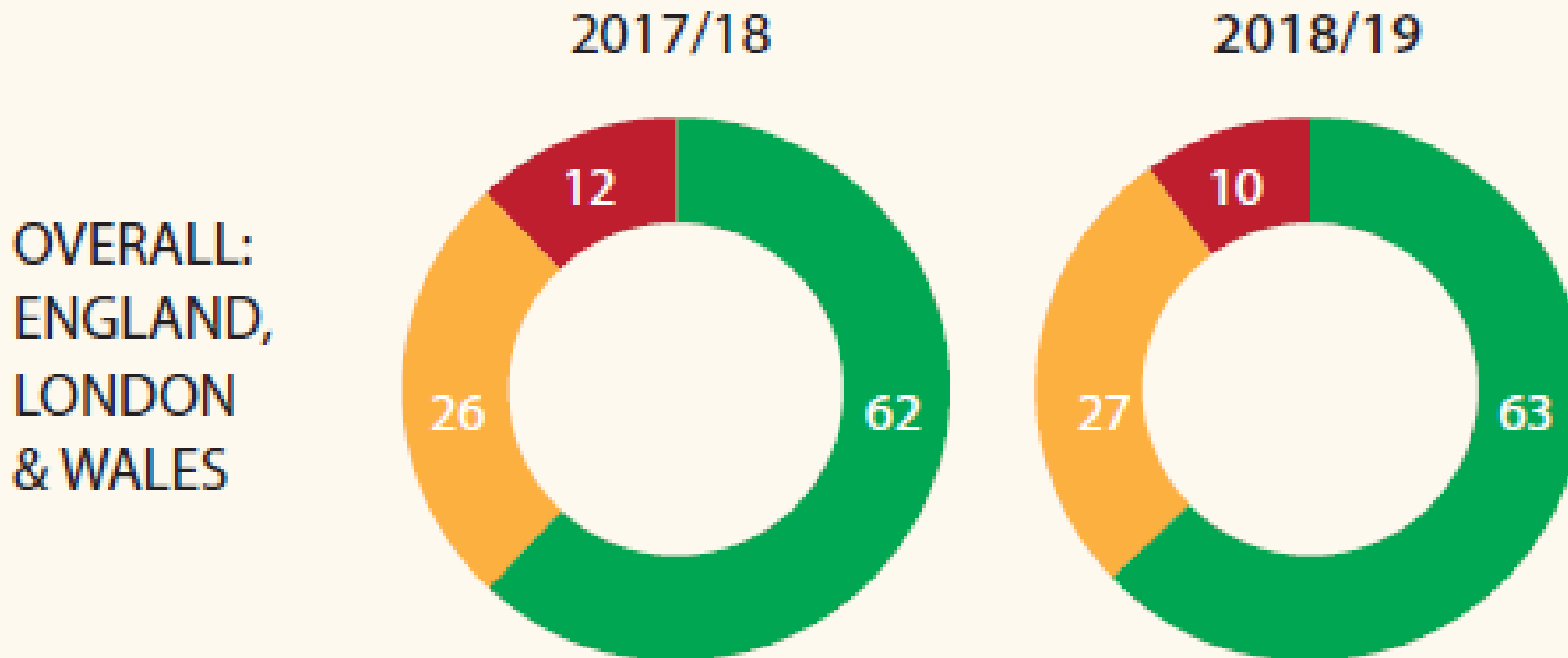
“ Highlights continued prioritisation on principal roads.

“ 75% target on principal roads = only 11% of total network length.

ALARM 2018 FINDINGS: ROAD CONDITION INDEX (RCI) (I)

Road condition

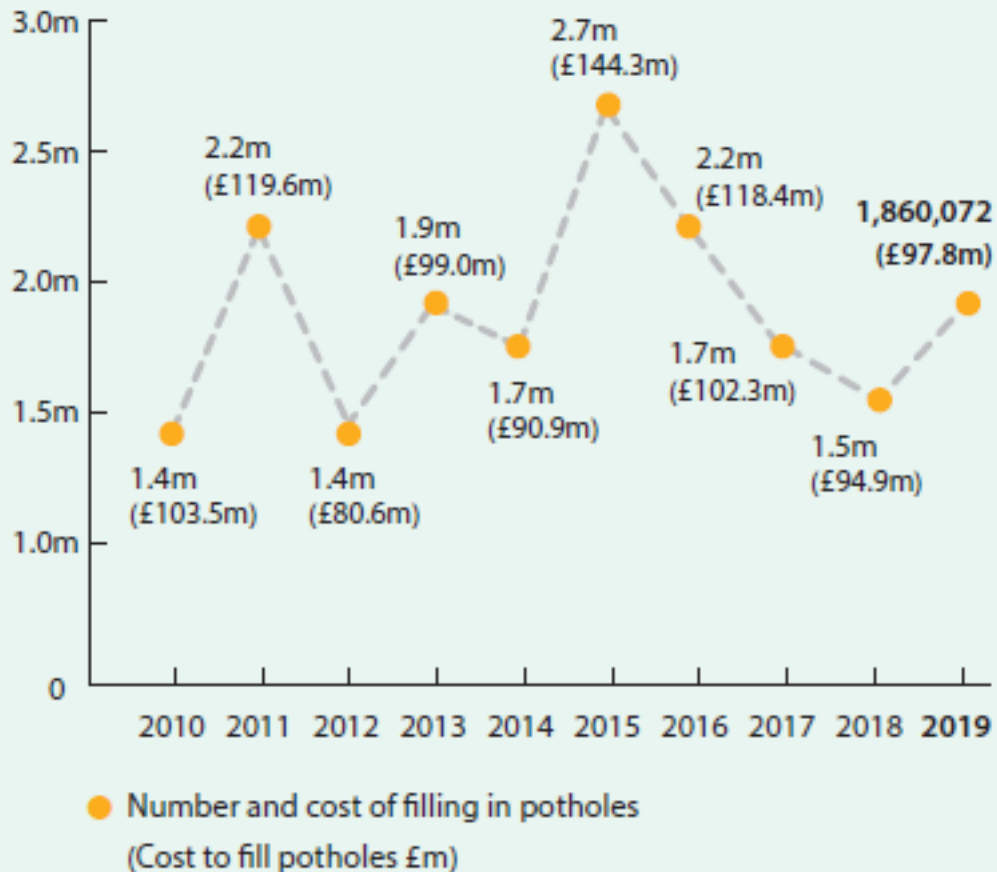
by road category (%)



ALARM 2019 FINDINGS: ROAD CONDITION INDEX (RCI) (II)

Potholes

Number of potholes filled (with cost £m)

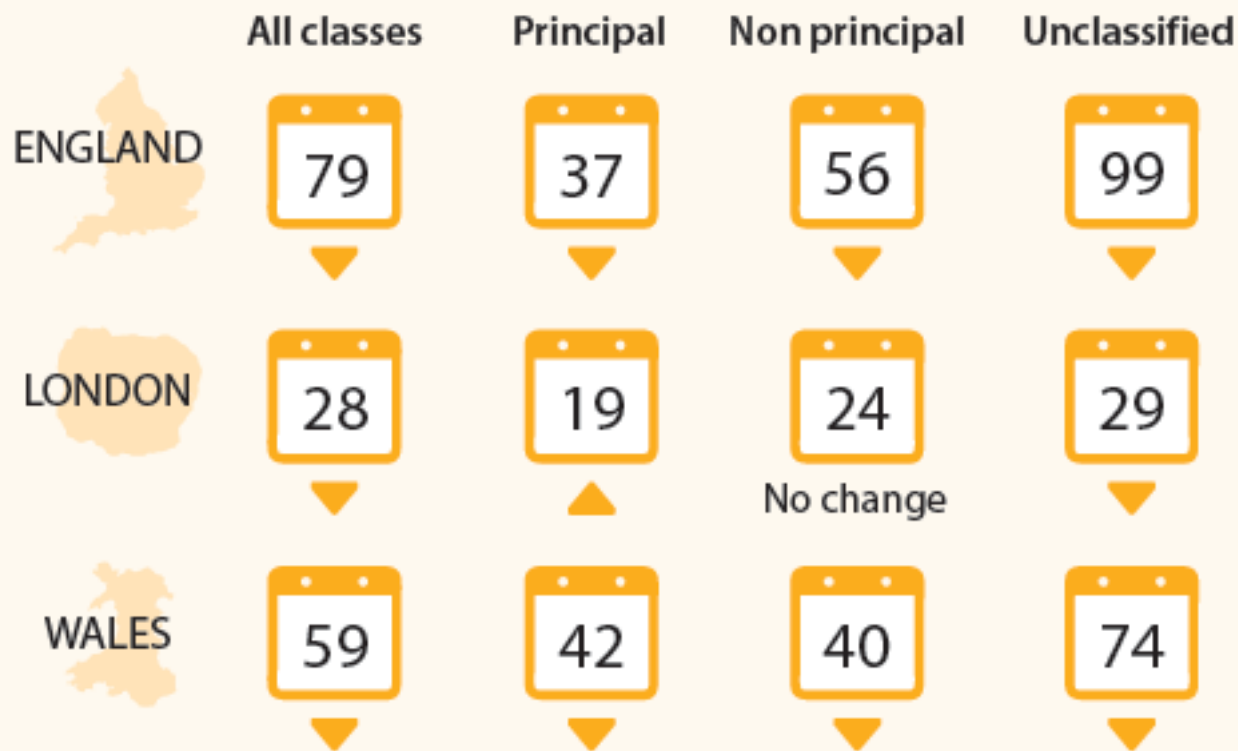


- “ Over 1.8 million potholes filled in 2018 at a cost approaching £100m. **24% increase.**
- “ Over the last decade 18.6 million potholes have been filled in at a cost exceeding **£1.05 billion.**
- “ Average cost to fill one pothole – planned: £41 (England) down from £49 in 2018.
- “ Average cost to fill one pothole – reactive: £65 (England) down from £74 in 2017.

ALARM 2019 FINDINGS: POTHoles

Road surfacing frequency

Average frequency (years) of surfacing by road category with change from 2017/18

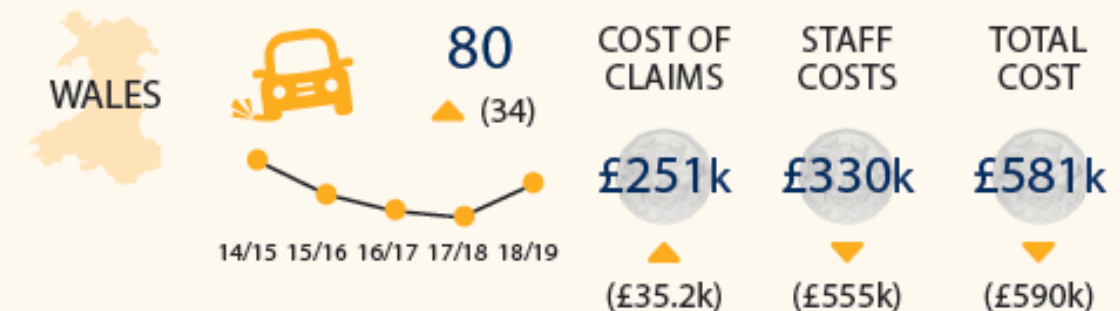
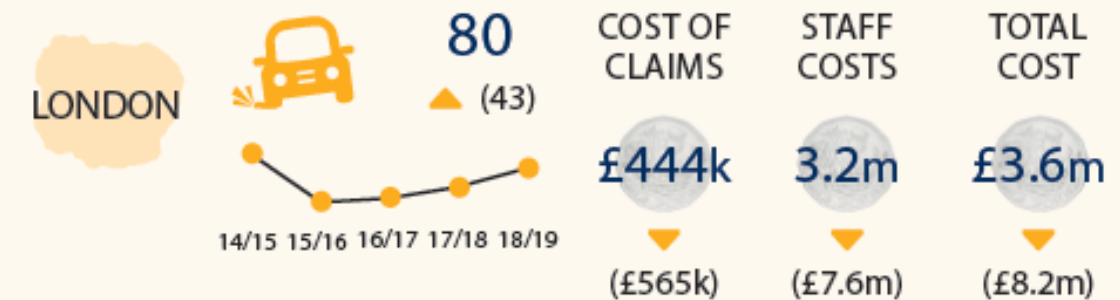
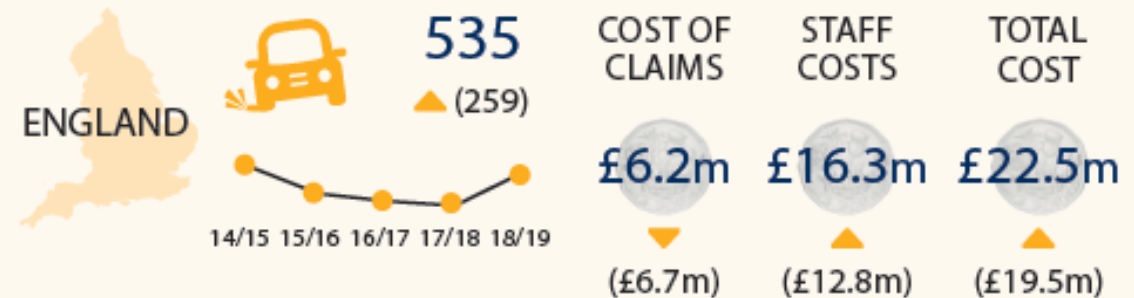


Generally a marked decrease in road surfacing frequency for all classes of road.

ALARM 2018 FINDINGS: ROAD SURFACING FREQUENCY

Road user compensation claims

Number of claims in past year (average per authority) plus cost (£) of dealing with claims



“ The total cost of handing and settling claims reported as more than **£27m**.

“ 89% of claims relate specifically to pothole damage.

ALARM 2019 FINDINGS: ROAD USER COMPENSATION CLAIMS

SUMMARY: AIA ALARM CAMPAIGN STRATEGY



Generate credible data for substantive report



Headline grabbing media campaign to raise/maintain awareness of funding issues



Report the importance to and engage with policy makers and budget holders





ALARM SURVEY 2019 – MEDIA COVERAGE (SO FAR!)

- „ BBC1 Breakfast.
- „ ITV regions.
- „ BBC 5 Live radio and 16+ BBC regional radio stations generating over **x390** separate items on broadcast media.
- „ Interviews with x 17 commercial radio stations including talkRADIO.
- „ National in-print and on-line coverage including The Times.
- „ Coverage in multiple regional newspapers across England and Wales as well as numerous newspaper websites.
- „ Further online coverage including bbc.co.uk and itv.com.
- „ Trade coverage in a range of titles including Highways and Surveyor.
- „ **Total reach: 472,690,934: Advertising equivalent value > \$4.3 million**

THE  **TIMES**

23


Monday, April 8,
2019

Tuesday 15th January at 9pm on **itv**

POTHOLE WARS

itv productions

Executive Producer: Andy Garm, Dan Grahame, Ian Rumney
 Producer/Director: Bill Bailey
 Editor: Amer Iqbal
 Assistant Producer: Victoria Hepburn
 Production Manager: Charlotte Simpson



24

Monday, April 8,
2019

WHAT DOES SUCCESS LOOK LIKE ?



- „ Engagement with The All Party Parliamentary Group on Highways
- „ Briefing document of findings of ALARM and recommendations for future funding submitted to **Jesse Norman, Under Secretary of State for Roads, Local Transport and Devolution.**
- „ Submission to National Assembly for Wales' Economy, Infrastructure and Skills Committee Inquiry into the state of roads in Wales.



How can the poor state of local roads be improved?

We are questioning the Campaign for Better Transport, Cycling UK, the Asphalt Industry Alliance, ADEPT, and the CIHT

Watch live on Monday 19 November at 4.45pm

House of Commons Transport Committee



Transport Committee @CommonsTrans
Mar 26

Interesting data from today's annual @AIA_Aspphalt road condition survey. We'll be taking a close look as part of our ongoing Local roads maintenance and funding inquiry #potholes:
[http://www.asphaltuk.org/alarm-survey-page/ ...](http://www.asphaltuk.org/alarm-survey-page/)

WHAT DOES SUCCESS LOOK LIKE ?

26 March 2018: DfT announces £100m extra spending:

Transport Secretary Chris Grayling said:

“We are giving councils even more funding to help repair their roads so all road users can enjoy their journeys without having to dodge potholes.”



1. Home (<https://www.gov.uk/>)
2. Transport (<https://www.gov.uk/transport>)
3. Road infrastructure (<https://www.gov.uk/transport/road-infrastructure>)
4. Road maintenance (<https://www.gov.uk/transport/road-maintenance>)

News story


£201 million road repair fund to resurface extra 1,000 miles

Extra £50 million to councils for potholes and flood resilience plus £151 million to reward best practice examples.

Published 31 March 2019

From:

Department for Transport (<https://www.gov.uk/government/organisations/department-for-transport>) and The Rt Hon Chris Grayling MP (<https://www.gov.uk/government/people/chris-grayling>)



- government announces allocation of £201 million for road surfaces
- on top of funding for pothole repairs, the DfT is investing in tech to prevent potholes from forming
- investment will help future-proof roads across the country from bad weather

31 March 2019: DfT announces £201m extra spending

28

Monday, April 8,
2019

WHAT DOES SUCCESS LOOK LIKE ?

News story

Budget 2018: 24 things you need to know

The Chancellor has presented his Budget to Parliament – here's a summary of what was announced.

Published 29 October 2018

From:

[HM Treasury](#) and [The Rt Hon Philip Hammond MP](#)

17. £30 billion to improve roads

A £28.8 billion National Roads Fund, paid for by road tax, includes £25.3 billion for the Strategic Road Network (motorways, trunk and A roads). The largest ever investment of this kind.

It will also help fund the new network of local roads (known as the Major Road Network), and larger local road projects.

Local authorities will receive £420 million to fix potholes on roads and renew bridges and tunnels, and there will be a £150 million to improve local traffic hotspots such as roundabouts.



TransportNetwork

Northern Ireland in state of alarm with £1.2bn backlog

Dom Browne
27 March 2019

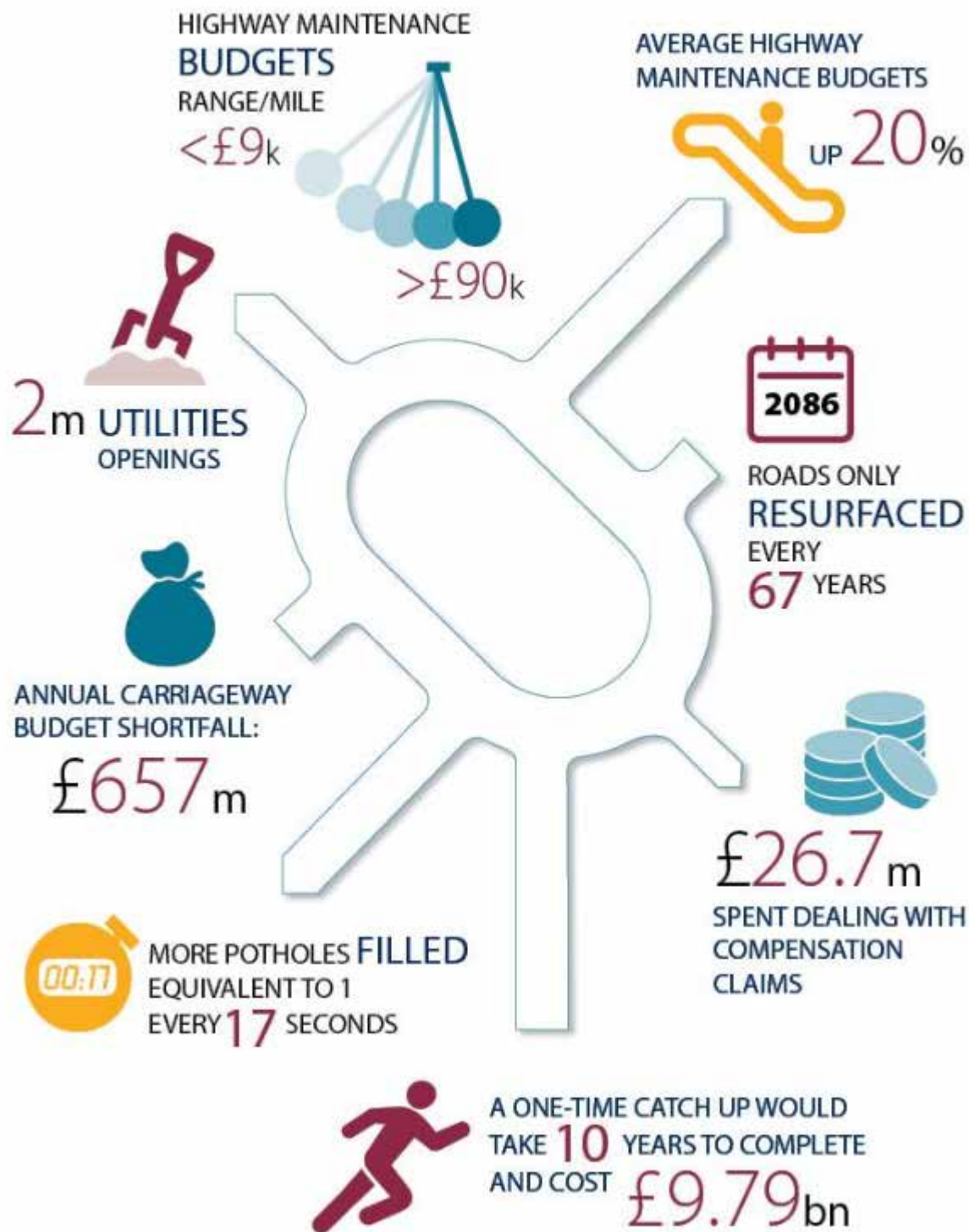
Northern Ireland's roads maintenance backlog has hit £1.2bn, on the back of average annual funding shortfalls of £50m, national auditors have estimated.

The Comptroller and Auditor General outlined in a new report how 'decades of funding shortfalls are having a deteriorating effect on the overall condition of Northern Ireland's road network'.

'Whilst the overall level of funding has improved, it is still less than required to maintain network condition in a satisfactory, steady state. As a result, the [Department for Infrastructure's] estimated amount of investment required to clear the overall structural maintenance backlog has increased from £168 million (at today's value) in 1998, to £1.2 billion,' the report found.

ALARM 2019

Key facts 2018/19 (England, London and Wales)



www.asphaltuk.org/alarm-survey-page/

THANK YOU

HVALA

